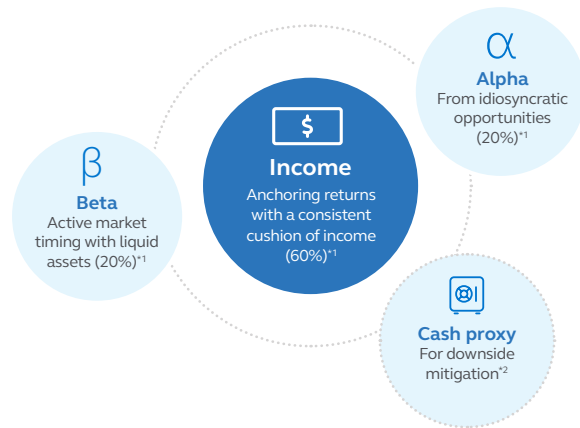


31 MARCH 2026

Finisterre Unconstrained Emerging Markets Fixed Income Fund

OBJECTIVE: To capture EMD market upside for 50% of its volatility and less than 50% of drawdowns

1 Dynamic “all-weather” solution allocating to emerging market debt (EMD) performance drivers



^{*1} Expected performance contributions from the various performance drivers.

^{*2} Cash proxy includes defensive, short-dated EM sovereign and corporate credits, and local money market instruments. These assets have risk and may lose value.

Quarterly distribution^{*3*4}

Last four quarters' distribution yield history (annualised yield)

A2 Income Plus (IE00BKHY2863)	
June 2025	8.0%
September 2025	8.0%
December 2025	8.0%
March 2025	8.0%

^{*3} Payout for A2 Income Plus was revised to 8.0% effective June 2024.

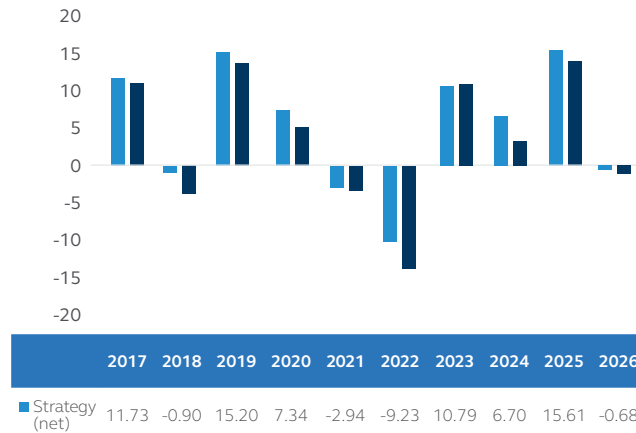
^{*4} Distribution is subject to the complete and absolute decision of the fund manager and there is no guarantee that a particular dividend policy will continue. Please refer to the fund prospectus & supplement for more details. ISIN here refers to USD share class which has a launch date of 15 April 2020. Also available in SGD-Hedged & EUR-Hedged. Please refer to next page for more details.

2 Strategy has delivered on EMD upside

Morningstar overall rating^{*5}



Calendar year performance (%)^{*6}



Source: Principal Finisterre. As of 31 March 2026.

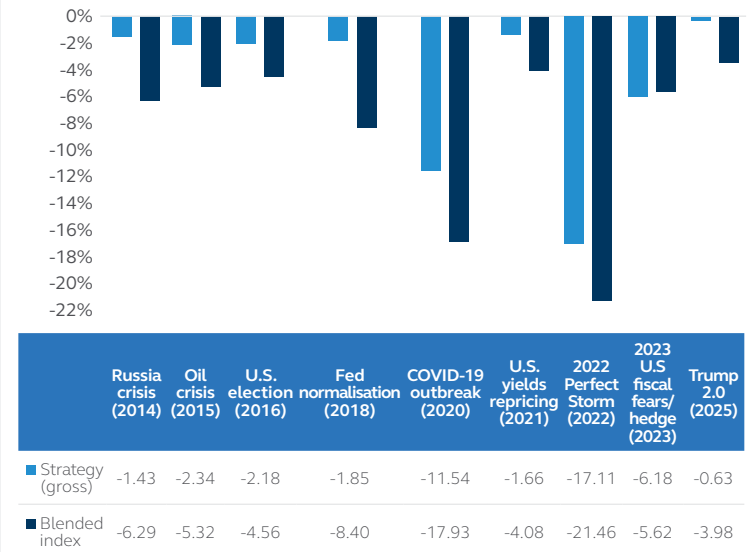
^{*5} Overall Morningstar Rating™ as of 31 March 2026 reflects the I Acc USD share class in the 'Global Emerging Markets Bond Morningstar Category'. © 2026 Morningstar, Inc. All Rights Reserved. The information contained herein: (1) is proprietary to Morningstar; (2) may not be copied or distributed; and (3) is not warranted to be accurate, complete or timely. Neither Morningstar nor its content providers are responsible for any damages or losses arising from any use of this information. Past performance is no guarantee of future results.

^{*6} Strategy refers to Emerging Markets Total Return Composite (launched on 31 May 2013), which is an active, unconstrained, adaptive, long-biased, benchmark-agnostic multi-EMD fixed income strategy. The Blended Index is the JP Morgan EM Equal Weight Total Return Index which is currently 33.3% CEMBI Broad Diversified, 33.3% EMBI Global Diversified, and 33.3% GBI-EM Global Diversified. Index performance information reflects no deduction for fees, expenses, or taxes. Indices are unmanaged and individuals cannot invest directly in an index. The U.S. Dollar is the currency used to express performance. Returns are presented net of management fees and include the reinvestment of all income. Net of fee performance was calculated using actual management fees of 85 bps, accrued daily. The investment management fee schedule may vary, is client specific and fees are negotiable. The maximum investment management fee that may be charged to investors is 2.0%.

3 Proven track record to reduce downside risk

Limiting downside during crisis

Performance (%)



Source: Principal Finisterre. Chart reflects gross of fees performance of the Finisterre Emerging Markets Total Return Composite. For illustrative purposes only.

Stayed clear of problem stories

Argentina's sell-off – August 2019

- ✓ We had no Argentina exposure going into the sell-off.
- ✓ We took all profits prior, in late July/early August.

Turkey's currency and debt crisis – August 2018

- ✓ No Turkish positions going into the crisis.
- ✓ As the crisis unfolded, we added and benefited from a tactical position (+30 bps contribution).

For institutional, professional, qualified and/or wholesale investor use only in permitted jurisdictions as defined by local laws and regulations.

4 Experienced team

Principal Finisterre was founded in London in 2002 as a specialist EMD investment manager. The team manages assets of \$7.81b, as of 31 March 2026.



DAMIEN BUCHET, CFA
Chief Investment Officer
34 years' investment experience



CHRISTOPHER WATSON, CFA
Senior Portfolio Manager
27 years' investment experience



Principal Financial Group®

- Nasdaq listed (“PFG”)
- Member of the FORTUNE 500®
- Heritage dating back to 1879
- Nearly 20,000 employees worldwide*7

Principal Asset Management is the asset management group of PFG, and has an AUM of \$577.9b.*8

*7 As of 31 December 2025.

*8 As of 31 March 2026.

5 Fund details

Please refer to the fund prospectus and supplement for more details.

	A Accumulation	A2 Income Plus	I Accumulation	I Income
USD	IE00BD2ZKR05	IE00BKHY2863	IE00BD2ZKP80	IE00BD2ZKQ97
SGD-H	IE00BD2ZLB10	IE00BKHY2B97	—	—
EUR-H	IE00BD2ZKT29	IE00BKHY2970	IE00BD2ZKW57	IE00BD2ZKX64
GBP-H	—	—	IE00BD2ZKY71	—
CHF-H	IE00BD2ZL442	—	IE00BD2ZL111	IE00BD2ZL004
Distribution frequency	—	Quarterly	—	Quarterly
Minimum initial investment (\$)	1,000	1,000	2,000,000	2,000,000
Management fee	1.50% p.a.	1.50% p.a.	0.85% p.a.	0.85% p.a.
Admin fee	0.15% p.a.	0.15% p.a.	—	—

Principal Finisterre is an investment team within Principal Global Investors.

Unless otherwise noted, the information in this document has been derived from sources believed to be accurate as of April 2026. Information derived from sources other than Principal Global Investors or its affiliates is believed to be reliable; however, we do not independently verify or guarantee its accuracy or validity. This material contains general information only and does not take account of any investor's investment objectives or financial situation and should not be construed as specific investment advice, recommendation or be relied on in any way as a guarantee, promise, forecast or prediction of future events regarding an investment or the markets in general. The opinions and predictions expressed are subject to change without prior notice. Any reference to a specific investment or security does not constitute a recommendation to buy, sell, or hold such investment or security, nor an indication that Principal Global Investors or its affiliates has recommended a specific security for any client account.

Subject to any contrary provisions of applicable law, Principal Financial Group, Inc., Its affiliates, and its officers, directors, employees, agents, disclaim any express or implied warranty of reliability or accuracy (including by reason of negligence) arising out of any for error or omission in this document or in the information or data provided in this document.

Principal Global Investors leads global asset management at Principal® and includes the asset management operations of the following members of Principal®: Principal Global Investors, LLC; Principal Real Estate Investors, LLC; Principal Real Estate Europe Limited and its affiliates; Spectrum Asset Management, Inc.; Post Advisory Group, LLC; Origin Asset Management, LLP; Caritas Investimentos; Principal Global Investors (Europe) Limited; Principal Global Investors (Singapore) Limited; Principal Global Investors (Australia) Ltd.; Principal Global Investors (Japan) Ltd.; Principal Asset Management Company (Asia) Ltd., and include assets where we provide model portfolios, Marketing assets under management include certain assets that are managed by Principal International and Retirement and Income Solutions (RIS) divisions of Principal.

Past performance is no guarantee of future results and should not be relied upon to make an investment decision. Investing involves risk, including possible loss of principal. All figures shown in this document are in U.S. dollars unless otherwise noted. Investment in foreign currency can result in losses and values may fluctuate based on foreign exchange rates, exchange restrictions, or other actions of governments or central banks. Investing in derivatives entails specific risks relating to liquidity, leverage, and credit, which may reduce returns and/or increase volatility. The risk of investment losses in trading in futures, currencies, derivatives can be substantial. You should therefore carefully consider whether such trading strategy is suitable for you in light of your financial condition. The high degree of leverage that is often obtainable in this trading can work for or against the investor. The use of leverage can lead to large investment losses as well as gains.

This document is issued in:

- Europe by Principal Global Investors (Ireland) Limited, 70 Sir John Rogerson's Quay, Dublin 2, D02 R296, Ireland. Principal Global Investors (Ireland) Limited is regulated by the Central Bank of Ireland. Clients that do not directly contract with Principal Global Investors (Europe) Limited (“PGIE”) or Principal Global Investors (Ireland) Limited (“PGII”) will not benefit from the protections offered by the rules and regulations of the Financial Conduct Authority or the Central Bank of Ireland, including those enacted under MiFID II. Further, where clients do contract with PGIE or PGII, PGIE or PGII may delegate management authority to affiliates that are not authorised and regulated within Europe and in any such case, the client may not benefit from all protections offered by the rules and regulations of the Financial Conduct Authority, or the Central Bank of Ireland. In Europe, this document is directed exclusively at Professional Clients and Eligible Counterparties and should not be relied upon by Retail Clients (all as defined by the MiFID).
- United Kingdom by Principal Global Investors (Europe) Limited, Level 1, 1 Wood Street, London, EC2V 7 JB, registered in England, No. 03819986, which is authorised and regulated by the Financial Conduct Authority (“FCA”).
- This document is marketing material and is issued in Switzerland by Principal Global Investors (Switzerland) GmbH. The name of the Swiss representative is ACOLIN Fund Services AG, Maintower, Thurgauerstrasse 36/38, 8050 Zurich. The name of the Swiss paying agent is Banque Cantonale de Genève, 17, quai de l'Île, 1204 Geneva. Investors can obtain free of charge the prospectus, trust deed, the prospectus, the key investor information document (KIID), and the annual and semi-annual reports from the representative in Switzerland. The current document is intended for information purposes only and shall not be used as an offer to buy and/or sell shares.
- Singapore by Principal Global Investors (Singapore) Limited (ACRA Reg. No. 199603735H), which is regulated by the Monetary Authority of Singapore (“MAS”). The Fund mentioned herein in this document is a restricted scheme in Singapore. This Fund is not authorized or recognized by the MAS and the units in the Fund are not allowed to be offered to the retail public. The Fund is available only to 1) Institutional Investors under Section 304 of the Securities and Futures Act 2001 (“SFA”) and 2) persons within the meaning of “relevant persons” defined in Section 305 of the SFA and in accordance with the conditions of, any other applicable provisions of the SFA. This advertisement or publication has not been reviewed by the Monetary Authority of Singapore.
- Hong Kong SAR by Principal Asset Management Company (Asia) Limited, which is regulated by the Securities and Futures Commission. This document has not been reviewed by the Securities and Futures Commission. This document may only be distributed, circulated or issued to persons who are Professional Investors under the Securities and Futures Ordinance and any rules made under that Ordinance or as otherwise permitted by that Ordinance.
- United Arab Emirates by Principal Investor Management (DIFC) Limited, an entity registered in the Dubai International Financial Centre and authorized by the Dubai Financial Services Authority as an Authorised Firm, in its capacity as distributor / promoter of the products and services of Principal Asset Management. This document is delivered on an individual basis to the recipient and should not be passed on or otherwise distributed by the recipient to any other person or organisation. This document is intended for sophisticated institutional and professional investors only. Mandatory Disclosure: Module 4.6.5.(d) - The DFSA has no responsibility for reviewing or verifying any prospectus or other documents in connection with this financial product. It has not approved this document or any other associated documents nor taken any steps to verify the information set out therein. The financial product to which this document relates may be illiquid and/or subject to restrictions on its resale. Prospective purchasers should conduct their own due diligence on the financial product. If you do not understand the contents of this document you consult an authorized financial advisor.
- Australia by Principal Global Investors (Australia) Limited (ABN 45 102 488 068, AFS Licence No. 225385), which is regulated by the Australian Securities and Investments Commission and is only directed at wholesale clients as defined under Corporations Act 2001.
- Other APAC Countries/ Jurisdictions, this material is issued for Institutional Investors only (or professional/sophisticated/qualified investors, as such term may apply in local jurisdictions) and is delivered on an individual basis to the recipient and should not be passed on, used by any person or entity in any jurisdiction or country where such distribution or use would be contrary to local law or regulation.

This material is not intended for distribution to, or use by any person or entity in any jurisdiction or country where such distribution or use would be contrary to local law or regulation.

The product promotes environmental and/or social characteristics as referenced in Article 8 of the Sustainable Finance Disclosure Regulation (EU) No. 2019/2088 (“SFDR”). Please refer to the required pre-contract disclosures contained in the relevant prospectus or offering memorandum (as applicable) or on our website. More information can be found at www.principalAM.com/about-us/ESG

© 2026 Principal Financial Services, Inc. Principal®, Principal Financial Group®, Principal Asset Management, and Principal and the logomark design are registered trademarks and service marks of Principal Financial Services, Inc., a Principal Financial Group company, in various countries around the world and may be used only with the permission of Principal Financial Services, Inc. Principal Asset ManagementSM is a trade name of Principal Global Investors, LLC.

MM11797-27 | 04/2026 | 5388589-082026